




City Clerk's Office  
Telephone 909-931-4120  
Facsimile 909-931-4123

## MEMORANDUM

---

TO: Londa Bock-Helms, Finance Officer  
FROM: Keri Johnson, City Clerk   
DATE: September 26, 2023  
RE: City Council Action – Treasurer's Report

---

On September 25, 2023, the City Council received and filed the August 2023 Treasurer's Reports. Enclosed is the signed original Treasurer's report for filing and retention.

ENC

**TREASURER'S REPORT**

City of Upland - Successor Agency - Public Financing Authority

For Period Ended  
August 31, 2023

Investment Portfolio	Cost	Par Value	Market Value	% of Portfolio
State Local Agency Investment Fund	5,083,403	5,083,403	5,063,212	4.1%
California Asset Management Plan	30,372,628	30,372,628	30,372,628	24.9%
Negotiable Certificates of Deposit	23,196,517	23,170,000	22,275,160	18.3%
Money Market Fund	3,331,015	3,331,015	3,331,015	2.7%
Municipal Bonds	1,555,370	1,605,000	1,497,757	1.2%
Government Agency Securities	61,940,684	61,970,000	57,908,782	47.5%
US Treasury	1,697,325	1,750,000	1,577,943	1.3%
<b>Total Investments</b>	<b>\$ 127,176,942</b>	<b>\$ 127,282,046</b>	<b>\$ 122,026,498</b>	<b>100.0%</b>

<b>Weighted Average Days to Maturity</b>	529.41
<b>Blended Yield:</b>	2.93%

Cash	Cost	Market Value
Bank Accounts and Change Funds	3,307,087	3,307,087
<b>Total Cash</b>	<b>\$ 3,307,087</b>	<b>\$ 3,307,087</b>

<b>Total Cash and Investments</b>	<b>\$ 130,484,029</b>	<b>\$ 125,333,584</b>
-----------------------------------	-----------------------	-----------------------

PARS Investment Portfolio	Cost	Market Value
115 Trust-OPEB Investment	1,502,000	1,783,295
115 Trust-Pension Investment	4,412,148	4,509,472
<b>Total Restricted Funds Held in Trust</b>	<b>\$ 5,914,148</b>	<b>\$ 6,292,767</b>

Benchmarks:	
LAIF	3.43%
CAMP	5.54%
2yr U.S. Treasury	4.85%
5yr U.S. Treasury	4.23%

Restricted Funds with Fiscal Agent	Book Value	Market Value
Water System Lease Revenue Refunding Bonds 2021	0	0
Water Revenue Bonds 2022	15,501,043	15,501,043
Successor Agency TAN 2013 / TAN 2016- Merged Project	2,892,444	2,892,444
Colonies CFD Area #1 2022	1,640,530	1,640,530
Colonies CFD Area #2 2015	2,615,798	2,615,798
Upland 54 CFD 2004	261,005	261,005
Sycamore Hills CFD 2015-1	1,102,057	1,102,057
Sycamore Hills CFD 2015-1-2	1,124,072	1,124,072
Harvest at Upland CFD 2016-1 Area #1	904,297	904,297
Harvest at Upland CFD 2016-1 Area #2	2,695,112	2,695,112
Enclave at Upland CFD 2022-1	4,029,216	4,029,216
<b>Total Restricted Funds</b>	<b>\$ 32,765,574</b>	<b>\$ 32,765,574</b>

- I hereby certify that the investments are in compliance with the investment policy adopted by the City Council in June 2023 with the exception of more than 30% of the market value of the City's investment portfolio is currently invested in callable securities.
- The City has the ability to meet its budgeted expenditures for the next six months.
- The market values for funds held in banking institutions do not change. The amounts listed as market values for these items are the same as their book values.
- The book value for the State Pool is the withdrawal value provided by the State Treasurer. The market value of funds held by the State Treasurer equates to the City's pro-rata share of the market value of the entire State Pool.
- Sources for current market valuation are Account Statements and the Wall Street Journal GNMA Mortgage rates on the last trading day of the month.
- This report meets the requirements of Government Code Section 53646.



Assistant City Manager (Finance Director)

9/19/23

Date



City Treasurer

9/19/23

Date

**TREASURER'S REPORT**

City of Upland - Successor Agency - Public Financing Authority

**State Local Agency Investment Fund**

**For Period Ended  
August 31, 2023**

<u>Fund or Account</u>		<u>Account Balance</u>	
City	98-36-942	<u>5,083,403</u>	<b>Market Value</b>
	<b>Totals</b>	<u><b>\$ 5,083,403</b></u>	<u><b>\$ 5,063,212</b></u>
<b>Yield for Period Ended</b>	<b>8/31/2023</b>	<u><b>3.43%</b></u>	

**TREASURER'S REPORT**

City of Upland - Successor Agency - Public Financing Authority

**California Asset Management Plan**

**For Period Ended  
August 31, 2023**

<u>Fund or Account</u>		<u>Account Balance</u>	
City of Upland	6113-001	<u>30,372,628</u>	<b>Market Value</b>
	<b>Totals</b>	<u><b>\$ 30,372,628</b></u>	<u><b>\$ 30,372,628</b></u>
<b>Yield for Period Ended</b>	<b>8/31/2023</b>	<u><b>5.54%</b></u>	

**TREASURER'S REPORT**

City of Upland - Successor Agency - Public Financing Authority

**US Bank Investments  
For Period Ended  
August 31, 2023**

Investment Name	CUSIP	Cost	Par Value	Market Value	Stated Rate	Maturity Date
<b><u>Negotiable Certificates of Deposit</u></b>						
Nicolet National CD	654062JS8	250,000	250,000	249,273	1.25%	09/27/2023
Lakeside Bank CD	51210SSA6	250,000	250,000	249,240	1.35%	09/29/2023
Preferred Bank CD	740367NX1	250,000	250,000	249,020	0.25%	09/29/2023
Bank Princeton CD	064520BB4	250,000	250,000	245,938	0.41%	12/29/2023
Raymond James Bank CD	75472RAT8	250,000	250,000	247,063	1.82%	12/29/2023
Financial Partners CU CD	31762FAB5	248,000	248,000	247,430	4.91%	02/09/2024
Local Government FCU CD	53955LAB3	225,000	225,000	224,471	4.91%	02/12/2024
Luana Savings Bank CD	549104RT6	250,000	250,000	244,195	0.31%	02/14/2024
Bank Hapoalim CD	06251AW48	246,233	235,000	231,670	2.94%	03/25/2024
Celtic Bank CD	15118RUQ8	250,000	250,000	243,915	1.28%	04/02/2024
UBS Bank USA CD	90348JJQ4	260,650	250,000	246,283	2.94%	04/03/2024
American First CU CD	02616ABZ1	248,000	248,000	247,249	5.01%	04/26/2024
Morgan Stanley Private Bank CD	61760AZR3	250,000	250,000	245,540	2.80%	05/02/2024
Evergreen Bank Group CD	300185KL8	250,000	250,000	240,483	0.26%	05/28/2024
Western CD	95763PNQ0	237,000	237,000	236,630	5.36%	06/05/2024
Jovia Financial FCU CD	48115LAE4	242,900	249,000	244,055	2.91%	06/07/2024
CIBC Bank USA CD	12547CBP2	237,000	237,000	236,436	5.26%	06/13/2024
Mountain Pac Bk CD	62424PAC6	237,000	237,000	236,244	5.21%	07/19/2024
Wells Fargo Bk CD	949764DS0	237,000	237,000	236,431	5.31%	07/24/2024
Blupeak CU CD	09644EAB8	150,000	150,000	150,135	5.64%	07/25/2024
Bank Hope CD	062683HV2	243,000	243,000	241,950	5.12%	08/12/2024
First Farmers Bank & Trust CD	320165JK0	246,682	235,000	226,152	1.82%	09/04/2024
The Bank of the Valley CD	06543PCN3	250,000	250,000	236,285	0.37%	09/30/2024
Pentagon FCU CD	70962LAJ1	250,000	250,000	237,555	0.53%	09/30/2024
Pacific Western Bank CD	69506YYX1	243,000	243,000	241,817	5.17%	11/12/2024
Magnolia Bank Inc CD	559582AP6	250,000	250,000	234,470	0.37%	11/25/2024
InFirst FCU CD	45673RAA9	236,675	249,000	237,937	1.93%	11/27/2024
State Bank of India CD	856285RS2	252,625	250,000	239,575	2.14%	11/27/2024
Manufacturers Traders Trust Co CD	564759RJ9	244,000	244,000	242,026	4.94%	12/09/2024
WebBank Salt CD	947547NT8	248,000	248,000	233,656	1.06%	12/30/2024
Arsenal CU CD	04288LAA6	248,000	248,000	246,542	5.13%	01/25/2025
Spokane Teachers CD	849061AC0	248,000	248,000	248,367	5.64%	01/28/2025
Enerbank USA CD	29278TMR8	250,000	250,000	237,313	1.89%	01/29/2025
Merrick Bank CD	59013KFH4	250,000	250,000	237,120	1.84%	01/31/2025
General Electric CU CD	369674CJ3	250,000	250,000	248,133	5.04%	02/14/2025
Insight CU CD	45791JAC0	250,000	250,000	248,473	5.13%	02/27/2025
Poppy Bank CD	73319FAF6	235,893	229,000	213,982	1.18%	03/18/2025
Medallion Bank CD	58404DGK1	250,000	250,000	234,283	1.39%	03/27/2025
Industrial Commercial Bank China CD	45581ECJ8	250,000	250,000	230,968	0.49%	03/31/2025
Partners Bank of California CD	70212YAZ5	250,000	250,000	233,033	1.07%	04/02/2025
1st Security Bank of Washington CD	33625CDR7	250,000	250,000	229,748	0.33%	04/16/2025
Third Federal Savings & Loan CD	88413QE5	250,000	250,000	230,780	0.87%	05/23/2025
Liberty FED CD	53052LAU3	248,000	248,000	246,338	5.14%	06/09/2025
Southeast Bank CD	84133PFC7	250,000	250,000	228,663	0.49%	06/17/2025
Connexus CU CD	20825WBR0	250,000	250,000	248,525	5.18%	06/23/2025
Tandem Bank CD	87537YAB0	250,000	250,000	229,455	0.60%	06/23/2025
Meritrust FCU MTN CD	59001PAR0	225,000	225,000	216,032	3.33%	06/30/2025
New York Community Bank CD	649447UY3	250,000	250,000	228,458	0.55%	07/01/2025
Technology CU CD	87868YAH6	248,000	248,000	246,301	5.14%	07/21/2025

**TREASURER'S REPORT**

City of Upland - Successor Agency - Public Financing Authority

**US Bank Investments  
For Period Ended  
August 31, 2023**

Investment Name	CUSIP	Cost	Par Value	Market Value	Stated Rate	Maturity Date
Ideal CU CD	45157PAY6	125,000	125,000	121,530	4.12%	08/29/2025
Live Oak Banking Company CD	538036NV2	250,000	250,000	226,285	0.61%	09/16/2025
BMW Bank North America CD	05580AXF6	250,000	250,000	226,038	0.55%	09/25/2025
JPMorgan Chase Bank CD	48128URC5	250,000	250,000	224,723	0.56%	11/10/2025
Greenstate CU CD	39573LCC0	250,000	250,000	226,183	0.99%	11/24/2025
Chartway FCU CD	16141BAD3	248,000	248,000	245,961	5.10%	12/16/2025
Alabama CU CD	01025RAF6	250,000	250,000	247,943	5.10%	12/22/2025
Ally Bank Utah	02007GH22	250,000	250,000	245,815	4.73%	12/22/2025
First Carolina Bank CD	31944MBJ3	250,000	250,000	223,260	0.56%	12/23/2025
Communitywide FCU CD	20416TAX0	250,000	250,000	246,013	4.78%	01/06/2026
Popular Bank CD	73317ABL5	250,000	250,000	242,708	4.23%	01/08/2026
City National Bank CD	178180GU3	250,000	250,000	244,093	4.46%	01/12/2026
Federal Home Ln MTG	3134GYEK4	1,250,000	1,250,000	1,235,563	5.21%	01/27/2026
USAlliance FCU CD	90352RCD5	100,000	100,000	91,617	1.47%	01/28/2026
Burke Herbert Financial Services CD	121331AT9	249,000	249,000	245,255	4.83%	02/13/2026
A+ FCU CD	00224TAN6	250,000	250,000	245,918	4.78%	02/17/2026
Freedom Bk of Virginia CD	35633MCT7	250,000	250,000	246,323	4.88%	02/17/2026
Union Bank CD	90520VAX1	250,000	250,000	221,450	0.68%	03/19/2026
Clearpath FCU CD	18507MAB7	250,000	250,000	248,275	5.14%	04/27/2026
American Equity Bank CD	02568KAJ4	250,000	250,000	220,273	0.79%	05/27/2026
Global FCU CD	37892MAM6	248,000	248,000	245,642	5.05%	06/16/2026
Dort FCU CD	25844MBC1	250,000	250,000	247,305	4.86%	06/22/2026
Solarity CU CD	83418NAG6	248,000	248,000	245,966	5.10%	06/23/2026
Toyota Financial Savings Bank CD	89235MLE9	249,860	248,000	218,853	1.08%	07/29/2026
Gesa CU CD	37424PAH7	250,000	250,000	249,320	5.27%	07/31/2026
Continental Bank CD	211163MG2	250,000	250,000	217,615	0.69%	08/24/2026
FirstBank of Nebraska CD	32116PAR9	248,000	248,000	215,554	0.69%	08/27/2026
Texas Exchange Bank CD	88241TMG2	249,000	249,000	218,595	1.31%	11/13/2026
Malaga Bank CD	56102ABK1	250,000	250,000	217,120	0.98%	11/19/2026
BankUnited NA CD	066519RW1	249,000	249,000	219,685	1.53%	12/08/2026
Capital One NA CD	14042RQN4	250,000	250,000	219,960	1.42%	12/08/2026
1st Source Bank CD	33646CNW0	250,000	250,000	244,865	4.70%	01/19/2027
Baxter CU CD	07181JAY0	250,000	250,000	244,003	4.62%	01/25/2027
Generations Bank C D	37149CAV9	250,000	250,000	232,275	3.34%	05/06/2027
Essential CU CD	29669XAP3	250,000	250,000	245,658	4.79%	06/15/2027
First Technology FCU CD	33715LEB2	249,000	249,000	235,477	3.87%	08/05/2027
True Sky Credit CD	89786MAH7	250,000	250,000	243,428	4.63%	11/30/2027
Rogue CU CD	77535MAG8	250,000	250,000	248,928	5.23%	12/23/2027
Freedom Northwest CD	356436AF2	249,000	249,000	244,117	4.80%	01/19/2028
Amoco FCU CD	31424AAA8	249,000	249,000	244,456	4.85%	02/08/2028
Customers Bank CD	23204HPB8	250,000	250,000	248,298	4.54%	06/14/2028
TTCU Federal CU CD	89854LAD5	250,000	250,000	247,193	5.06%	07/26/2028
<b>Negotiable Certificates of Deposit Fund Subtotal</b>		<b>\$ 23,196,517</b>	<b>\$ 23,170,000</b>	<b>\$ 22,275,160</b>		
<b>Money Market Fund</b>						
First American Govt OB Fund-Y	31846V203	3,331,015	3,331,015	3,331,015	4.93%	
<b>Money Market Fund Subtotal</b>		<b>3,331,015</b>	<b>3,331,015</b>	<b>3,331,015</b>		

**TREASURER'S REPORT**

City of Upland - Successor Agency - Public Financing Authority

**US Bank Investments  
For Period Ended  
August 31, 2023**

Investment Name	CUSIP	Cost	Par Value	Market Value	Stated Rate	Maturity Date
<b><u>Municipal Bond Fund</u></b>						
Klamath Trinity CA	498422JN5	25,100	25,000	24,036	1.25%	08/01/2024
Klamath Trinity CA	498422JJ4	30,150	30,000	28,477	1.61%	08/01/2025
San Bernardino CA	796720PA2	300,000	300,000	276,597	0.91%	08/01/2025
Riverside Cnty CA	76913CBA6	950,120	1,000,000	944,360	3.04%	02/15/2026
San Bernardino CA	796720PB0	250,000	250,000	224,288	1.23%	08/01/2026
<b>Municipal Bond Fund Subtotal</b>		<b>1,555,370</b>	<b>1,605,000</b>	<b>1,497,757</b>		
<b><u>Government Securities</u></b>						
Federal Farm Credit Bks DEB	3133EL6U3	1,500,000	1,500,000	1,496,790	0.28%	09/14/2023
Federal Farm Credit Bks DEB	3133EMHL9	1,000,000	1,000,000	986,930	0.31%	11/30/2023
Federal Home LN Bks DEB	3130AQD26	500,000	500,000	492,190	0.73%	12/29/2023
Federal Home LN Bks DEB	3130ARFD8	754,654	770,000	758,011	2.59%	03/22/2024
Federal Home LN Bks DEB	3130AQD34	500,000	500,000	486,790	0.84%	03/28/2024
Federal Home LN Corp MTN	3134GWJ64	1,500,000	1,500,000	1,441,950	0.42%	06/10/2024
Federal Home LN Bks DEB	3130AQD42	500,000	500,000	481,580	0.95%	06/28/2024
Federal Home LN Bks DEB	3130AQD59	1,250,000	1,250,000	1,192,325	1.05%	09/30/2024
Federal Home LN Corp MTN	3134GWUX2	1,500,000	1,500,000	1,421,055	0.40%	09/30/2024
Federal Farm Credit Bks DEB	3133EMER9	1,500,000	1,500,000	1,400,100	0.50%	01/27/2025
Federal Farm Credit Bks DEB	3130AMZP0	1,500,000	1,500,000	1,398,540	0.70%	02/28/2025
Federal Farm Credit Bks DEB	3133EMTQ5	1,100,000	1,100,000	1,025,090	0.75%	03/17/2025
Federal Farm Credit Bks DEB	3130ALN34	1,100,000	1,100,000	1,024,430	0.75%	03/24/2025
Federal Farm Credit Bks DEB	3133EMBK7	1,500,000	1,500,000	1,389,750	0.49%	04/07/2025
Federal Farm Credit Bks DEB	3133ENHW3	1,250,000	1,250,000	1,163,325	1.26%	06/23/2025
Federal Farm Credit Bks DEB	3130ALPJ7	1,000,000	1,000,000	924,140	0.89%	06/30/2025
Federal Farm Credit Bks DEB	3136G4A45	1,500,000	1,500,000	1,380,090	0.77%	07/22/2025
Federal Home LN Bks DEB	3130AUS70	1,500,000	1,500,000	1,484,955	5.06%	08/15/2025
Federal Farm Credit Bks DEB	3134GWH82	1,500,000	1,500,000	1,372,065	0.68%	09/08/2025
Federal National Mortgage Assoc	3134GWWT9	1,500,000	1,500,000	1,366,755	0.60%	09/30/2025
Federal Home LN Corp MTN	3134GWZG4	2,000,000	2,000,000	1,825,600	0.66%	10/20/2025
Tennessee Valley Authority DEB	880591CJ9	781,658	750,000	776,565	6.53%	11/01/2025
Federal Home LN Corp MTN	3134GXAP9	1,500,000	1,500,000	1,364,190	0.66%	11/12/2025
Federal Home LN Corp	3134GXBM5	1,500,000	1,500,000	1,364,190	0.66%	11/12/2025
Federal Home LN Corp MTN	3130AQ5D1	1,500,000	1,500,000	1,375,335	1.31%	12/22/2025
Federal Home LN Corp MTN	3130AKLH7	1,500,000	1,500,000	1,368,765	0.55%	12/30/2025
Federal Home LN Bks DEB	3130AKQX7	2,000,000	2,000,000	1,806,680	0.78%	01/28/2026
Federal Farm Credit Bks DEB	3130AKWK8	2,000,000	2,000,000	1,796,260	0.57%	02/12/2026
Federal Home LN Bks DEB	3130AUS54	1,500,000	1,500,000	1,480,020	5.07%	02/17/2026
Federal National Mortgage Assoc MTN	3134GYJC7	1,250,000	1,250,000	1,239,088	5.45%	02/24/2026
Federal Farm Credit Bks DEB	3130AL6A7	1,000,000	1,000,000	904,400	0.66%	02/26/2026
Federal Farm Credit Bks DEB	3130AL6L3	1,000,000	1,000,000	902,300	0.55%	02/26/2026
Federal Farm Credit Bks DEB	3133EPPR0	750,803	750,000	748,515	4.65%	04/10/2026
Federal Farm Credit Bks DEB	3130ALZ80	1,300,000	1,300,000	1,202,045	0.81%	04/29/2026
Federal Farm Credit Bks DEB	3130AMBD3	1,500,000	1,500,000	1,373,985	1.09%	05/12/2026
Federal Farm Credit Bks DEB	3130AMET5	2,000,000	2,000,000	1,842,200	0.82%	05/27/2026
Federal Farm Credit Bks DEB	3130AN3R9	1,500,000	1,500,000	1,350,585	1.26%	07/20/2026
Federal Farm Credit Bks DEB	3133ENAF7	1,235,150	1,250,000	1,114,688	1.12%	10/07/2026
Federal Farm Credit Bks DEB	3130APJ55	1,600,000	1,600,000	1,435,840	1.40%	10/26/2026
Federal Farm Credit Bks DEB	3134GW4C7	1,379,420	1,400,000	1,238,188	0.91%	10/27/2026

**TREASURER'S REPORT**

City of Upland - Successor Agency - Public Financing Authority

**US Bank Investments  
For Period Ended  
August 31, 2023**

Investment Name	CUSIP	Cost	Par Value	Market Value	Stated Rate	Maturity Date
Federal Farm Credit Bks DEB	3130APU37	1,500,000	1,500,000	1,347,195	1.45%	11/24/2026
Federal Home LN Corp MTN	3130APV51	2,000,000	2,000,000	1,840,040	1.09%	11/24/2026
Federal Home LN Bks DEB	3130ARCL3	1,000,000	1,000,000	924,540	2.71%	03/30/2027
Federal Home LN Bks DEB	3130ARKL4	591,600	600,000	582,378	2.32%	04/21/2027
Federal Home LN M C MTN	3134GXSB1	1,000,000	1,000,000	969,140	3.10%	05/17/2027
Federal Home LN Bks DEB	3130AWBZ2	998,300	1,000,000	985,850	4.20%	06/11/2027
Federal Home LN Bks DEB	3130AUS88	1,500,000	1,500,000	1,470,900	5.11%	02/16/2028
Federal Home LN Bks DEB	3130AUX33	599,100	600,000	592,440	5.55%	02/22/2028
<b>Government Securities Subtotal</b>		<b>61,940,684</b>	<b>61,970,000</b>	<b>57,908,782</b>		
<b>US Treasury</b>						
US Treasury Note	91282CBC4	1,476,450	1,500,000	1,359,135	0.41%	12/31/2025
US Treasury Note	912828ZE3	220,875	250,000	218,808	0.72%	03/31/2027
<b>US Treasury Subtotal</b>		<b>1,697,325</b>	<b>1,750,000</b>	<b>1,577,943</b>		
<b>Total Portfolio</b>		<b>\$ 91,720,911</b>	<b>\$ 91,826,015</b>	<b>\$ 86,590,657</b>		

**TREASURER'S REPORT**

City of Upland - Successor Agency - Public Financing Authority

**Investment Portfolio**

**For Period Ended  
August 31, 2023**

<b>August 31, 2023</b>	<b>Market Value</b>	<b>Availability</b>	<b>No. of days until maturity</b>	<b>Weight</b>	<b>Days to maturity weighted average</b>	<b>Total by maturity</b>
Petty Cash	12,100	8/31/2023	0	0.0%	-	
Checking Account	2,631,658	9/1/2023	1	2.1%	0.02	
Successor Agency	663,329	9/1/2023	1	0.5%	0.01	
<b>Total Bank Accounts</b>	<b>3,307,087</b>					3,307,087
<b>State Local Agency Investment Fund</b>	<b>5,063,212</b>	9/1/2023	1	4.0%	0.04	5,063,212
<b>California Asset Management Plan</b>	<b>30,372,628</b>	8/31/2023	0	24.2%	-	30,372,628
First American Govt OB Fund-Y	3,331,015	9/1/2023	1	2.7%	0.03	
<b>Money Market Accounts</b>	<b>3,331,015</b>					3,331,015
Federal Farm Credit Bks DEB	1,496,790	9/14/2023	14	1.2%	0.17	
-	-	-	0	0.0%	-	
<b>Government Securities</b>	<b>1,496,790</b>					1,496,790
Nicolet National CD	249,273	9/27/2023	27	0.2%	0.05	
Lakeside Bank CD	249,240	9/29/2023	29	0.2%	0.06	
Preferred Bank CD	249,020	9/29/2023	29	0.2%	0.06	
<b>Negotiable Certificates of Deposit</b>	<b>747,533</b>					747,533
						<b>44,318,265</b> <b>1 - 30 days</b>
Federal Farm Credit Bks DEB	986,930	11/30/2023	91	0.8%	0.72	
Federal Home LN Bks DEB	492,190	12/29/2023	120	0.4%	0.47	
<b>Government Securities</b>	<b>1,479,120</b>					1,479,120
Bank Princeton CD	245,938	12/29/2023	120	0.2%	0.24	
Raymond James Bank CD	247,063	12/29/2023	120	0.2%	0.24	
<b>Negotiable Certificates of Deposit</b>	<b>493,000</b>					493,000
						<b>1,972,120</b> <b>61 - 120 days</b>
Financial Partners CU CD	247,430	2/9/2024	162	0.2%	0.32	
Local Government FCU CD	224,471	2/12/2024	165	0.2%	0.30	
Luana Savings Bank CD	244,195	2/14/2024	167	0.2%	0.33	
<b>Negotiable Certificates of Deposit</b>	<b>716,096</b>					716,096
						<b>716,096</b> <b>121 - 180 days</b>
Federal Home LN Bks DEB	758,011	3/22/2024	204	0.6%	1.23	
Federal Home LN Bks DEB	486,790	3/28/2024	210	0.4%	0.82	
Federal Home LN Corp MTN	1,441,950	6/10/2024	284	1.2%	3.27	
Federal Home LN Bks DEB	481,580	6/28/2024	302	0.4%	1.16	
<b>Government Securities</b>	<b>3,168,331</b>					3,168,331
Bank Hapoalim CD	231,670	3/25/2024	207	0.2%	0.38	
Celtic Bank CD	243,915	4/2/2024	215	0.2%	0.42	
UBS Bank USA CD	246,283	4/3/2024	216	0.2%	0.42	
American First CU CD	247,249	4/26/2024	239	0.2%	0.47	
Morgan Stanley Private Bank CD	245,540	5/2/2024	245	0.2%	0.48	
Evergreen Bank Group CD	240,483	5/28/2024	271	0.2%	0.52	
Western CD	236,630	6/5/2024	279	0.2%	0.53	
Jovia Financial FCU CD	244,055	6/7/2024	281	0.2%	0.55	
CIBC Bank USA CD	236,436	6/13/2024	287	0.2%	0.54	
Mountain Pac Bk CD	236,244	7/19/2024	323	0.2%	0.61	
Wells Fargo Bk CD	236,431	7/24/2024	328	0.2%	0.62	
Blupeak CU CD	150,135	7/25/2024	329	0.1%	0.39	
Bank Hope CD	241,950	8/12/2024	347	0.2%	0.67	
<b>Negotiable Certificates of Deposit</b>	<b>3,037,020</b>					3,037,020
Klamath Trinity CA	24,036	8/1/2024	336	0.0%	0.06	
<b>Municipal Bonds</b>	<b>24,036</b>					24,036
						<b>6,229,387</b> <b>181 - 1 year</b>

**TREASURER'S REPORT**

City of Upland - Successor Agency - Public Financing Authority

**Investment Portfolio**

**For Period Ended  
August 31, 2023**

<b>August 31, 2023</b>	<b>Market Value</b>	<b>Availability</b>	<b>No. of days until maturity</b>	<b>Weight</b>	<b>Days to maturity weighted average</b>	<b>Total by maturity</b>
Federal Home LN Bks DEB	1,192,325	9/30/2024	396	1.0%	3.77	
Federal Home LN Corp MTN	1,421,055	9/30/2024	396	1.1%	4.49	
Federal Farm Credit Bks DEB	1,400,100	1/27/2025	515	1.1%	5.75	
Federal Farm Credit Bks DEB	1,398,540	2/28/2025	547	1.1%	6.10	
Federal Farm Credit Bks DEB	1,025,090	3/17/2025	564	0.8%	4.61	
Federal Farm Credit Bks DEB	1,024,430	3/24/2025	571	0.8%	4.67	
Federal Farm Credit Bks DEB	1,389,750	4/7/2025	585	1.1%	6.49	
Federal Farm Credit Bks DEB	1,163,325	6/23/2025	662	0.9%	6.14	
Federal Farm Credit Bks DEB	924,140	6/30/2025	669	0.7%	4.93	
Federal Farm Credit Bks DEB	1,380,090	7/22/2025	691	1.1%	7.61	
Federal Home LN Bks DEB	1,484,955	8/15/2025	715	1.2%	8.47	
<b>Government Securities</b>	<b>13,803,800</b>					<b>13,803,800</b>
First Farmers Bank & Trust CD	226,152	9/4/2024	370	0.2%	0.67	
The Bank of the Valley CD	236,285	9/30/2024	396	0.2%	0.75	
Pentagon FCU CD	237,555	9/30/2024	396	0.2%	0.75	
Pacific Western Bank CD	241,817	11/12/2024	439	0.2%	0.85	
Magnolia Bank Inc CD	234,470	11/25/2024	452	0.2%	0.85	
InFirst FCU CD	237,937	11/27/2024	454	0.2%	0.86	
State Bank of India CD	239,575	11/27/2024	454	0.2%	0.87	
Manufacturers Traders Trust Co CD	242,026	12/9/2024	466	0.2%	0.90	
WebBank Salt CD	233,656	12/30/2024	487	0.2%	0.91	
Arsenal CU CD	246,542	1/25/2025	513	0.2%	1.01	
Spokane Teachers CD	248,367	1/28/2025	516	0.2%	1.02	
Enerbank USA CD	237,313	1/29/2025	517	0.2%	0.98	
Merrick Bank CD	237,120	1/31/2025	519	0.2%	0.98	
General Electric CU CD	248,133	2/14/2025	533	0.2%	1.06	
Insight CU CD	248,473	2/27/2025	546	0.2%	1.08	
Poppy Bank CD	213,982	3/18/2025	565	0.2%	0.96	
Medallion Bank CD	234,283	3/27/2025	574	0.2%	1.07	
Industrial Commercial Bank China CD	230,968	3/31/2025	578	0.2%	1.07	
Partners Bank of California CD	233,033	4/2/2025	580	0.2%	1.08	
1st Security Bank of Washington CD	229,748	4/16/2025	594	0.2%	1.09	
Third Federal Savings & Loan CD	230,780	5/23/2025	631	0.2%	1.16	
Liberty FED CD	246,338	6/9/2025	648	0.2%	1.27	
Southeast Bank CD	228,663	6/17/2025	656	0.2%	1.20	
Connexus CU CD	248,525	6/23/2025	662	0.2%	1.31	
Tandem Bank CD	229,455	6/23/2025	662	0.2%	1.21	
Meritrust FCU MTN CD	216,032	6/30/2025	669	0.2%	1.15	
New York Community Bank CD	228,458	7/1/2025	670	0.2%	1.22	
Technology CU CD	246,301	7/21/2025	690	0.2%	1.36	
Ideal CU CD	121,530	8/29/2025	729	0.1%	0.71	
<b>Negotiable Certificates of Deposit</b>	<b>6,733,512</b>					<b>6,733,512</b>
Klamath Trinity CA	28,477	8/1/2025	701	0.0%	0.16	
San Bernardino CA	276,597	8/1/2025	701	0.2%	1.55	
<b>Municipal Bonds</b>	<b>305,074</b>					<b>305,074</b>
						<b>20,842,386</b>
						<b>1- 2 years</b>
Federal Farm Credit Bks DEB	1,372,065	9/8/2025	739	1.1%	8.09	
Federal National Mortgage Assoc	1,366,755	9/30/2025	761	1.1%	8.30	
Federal Home LN Corp MTN	1,825,600	10/20/2025	781	1.5%	11.38	
Tennessee Valley Authority DEB	776,565	11/1/2025	793	0.6%	4.91	
Federal Home LN Corp MTN	1,364,190	11/12/2025	804	1.1%	8.75	
Federal Home LN Corp	1,364,190	11/12/2025	804	1.1%	8.75	
Federal Home LN Corp MTN	1,375,335	12/22/2025	844	1.1%	9.26	
Federal Home LN Corp MTN	1,368,765	12/30/2025	852	1.1%	9.30	
Federal Home LN Bks DEB	1,806,680	1/28/2026	881	1.4%	12.70	
Federal Farm Credit Bks DEB	1,796,260	2/12/2026	896	1.4%	12.84	
Federal Home LN Bks DEB	1,480,020	2/17/2026	901	1.2%	10.64	
Federal National Mortgage Assoc MTN	1,239,088	2/24/2026	908	1.0%	8.98	
Federal Farm Credit Bks DEB	904,400	2/26/2026	910	0.7%	6.57	
Federal Farm Credit Bks DEB	902,300	2/26/2026	910	0.7%	6.55	
Federal Farm Credit Bks DEB	748,515	4/10/2026	953	0.6%	5.69	
Federal Farm Credit Bks DEB	1,202,045	4/29/2026	972	1.0%	9.32	
Federal Farm Credit Bks DEB	1,373,985	5/12/2026	985	1.1%	10.80	
Federal Farm Credit Bks DEB	1,842,200	5/27/2026	1000	1.5%	14.70	

**TREASURER'S REPORT**

City of Upland - Successor Agency - Public Financing Authority

**Investment Portfolio**

**For Period Ended  
August 31, 2023**

<b>August 31, 2023</b>	<b>Market Value</b>	<b>Availability</b>	<b>No. of days until maturity</b>	<b>Weight</b>	<b>Days to maturity weighted average</b>	<b>Total by maturity</b>
Federal Farm Credit Bks DEB	1,350,585	7/20/2026	1054	1.1%	11.36	
<b>Government Securities</b>	<b>25,459,543</b>					25,459,543
Live Oak Banking Company CD	226,285	9/16/2025	747	0.2%	1.35	
BMW Bank North America CD	226,038	9/25/2025	756	0.2%	1.36	
JPMorgan Chase Bank CD	224,723	11/10/2025	802	0.2%	1.44	
Greenstate CU CD	226,183	11/24/2025	816	0.2%	1.47	
Chartway FCU CD	245,961	12/16/2025	838	0.2%	1.64	
Alabama CU CD	247,943	12/22/2025	844	0.2%	1.67	
Ally Bank Utah	245,815	12/22/2025	844	0.2%	1.66	
First Carolina Bank CD	223,260	12/23/2025	845	0.2%	1.51	
Communitywide FCU CD	246,013	1/6/2026	859	0.2%	1.69	
Popular Bank CD	242,708	1/8/2026	861	0.2%	1.67	
City National Bank CD	244,093	1/12/2026	865	0.2%	1.68	
Federal Home Ln MTG	1,235,563	1/27/2026	880	1.0%	8.68	
USAlliance FCU CD	91,617	1/28/2026	881	0.1%	0.64	
Burke Herbert Financial Services CD	245,255	2/13/2026	897	0.2%	1.76	
A+ FCU CD	245,918	2/17/2026	901	0.2%	1.77	
Freedom Bk of Virginia CD	246,323	2/17/2026	901	0.2%	1.77	
Union Bank CD	221,450	3/19/2026	931	0.2%	1.64	
Clearpath FCU CD	248,275	4/27/2026	970	0.2%	1.92	
American Equity Bank CD	220,273	5/27/2026	1000	0.2%	1.76	
Global FCU CD	245,642	6/16/2026	1020	0.2%	2.00	
Dort FCU CD	247,305	6/22/2026	1026	0.2%	2.02	
Solarity CU CD	245,966	6/23/2026	1027	0.2%	2.02	
Toyota Financial Savings Bank CD	218,853	7/29/2026	1063	0.2%	1.86	
Gesa CU CD	249,320	7/31/2026	1065	0.2%	2.12	
Continental Bank CD	217,615	8/24/2026	1089	0.2%	1.89	
FirstBank of Nebraska CD	215,554	8/27/2026	1092	0.2%	1.88	
<b>Negotiable Certificates of Deposit</b>	<b>6,993,945</b>					6,993,945
US Treasury Note	1,359,135	12/31/2025	853	1.1%	9.25	
<b>US Treasury</b>	<b>1,359,135</b>					1,359,135
Riverside Cnty CA	944,360	2/15/2026	899	0.8%	6.77	
San Bernardino CA	224,288	8/1/2026	1066	0.2%	1.91	
<b>Municipal Bonds</b>	<b>1,168,648</b>					1,168,648
						<b>34,981,270</b>
						<b>2- 3 years</b>
Federal Farm Credit Bks DEB	1,114,688	10/7/2026	1133	0.9%	10.08	
Federal Farm Credit Bks DEB	1,435,840	10/26/2026	1152	1.1%	13.20	
Federal Farm Credit Bks DEB	1,238,188	10/27/2026	1153	1.0%	11.39	
Federal Farm Credit Bks DEB	1,347,195	11/24/2026	1181	1.1%	12.69	
Federal Home LN Corp MTN	1,840,040	11/24/2026	1181	1.5%	17.34	
Federal Home LN Bks DEB	924,540	3/30/2027	1307	0.7%	9.64	
Federal Home LN Bks DEB	582,378	4/21/2027	1329	0.5%	6.18	
Federal Home LN M C MTN	969,140	5/17/2027	1355	0.8%	10.48	
Federal Home LN Bks DEB	985,850	6/11/2027	1380	0.8%	10.85	
<b>Government Securities</b>	<b>10,437,859</b>					10,437,859
Texas Exchange Bank CD	218,595	11/13/2026	1170	0.2%	2.04	
Malaga Bank CD	217,120	11/19/2026	1176	0.2%	2.04	
BankUnited NA CD	219,685	12/8/2026	1195	0.2%	2.09	
Capital One NA CD	219,960	12/8/2026	1195	0.2%	2.10	
1st Source Bank CD	244,865	1/19/2027	1237	0.2%	2.42	
Baxter CU CD	244,003	1/25/2027	1243	0.2%	2.42	
Generations Bank C D	232,275	5/6/2027	1344	0.2%	2.49	
Essential CU CD	245,658	6/15/2027	1384	0.2%	2.71	
First Technology FCU CD	235,477	8/5/2027	1435	0.2%	2.70	
<b>Negotiable Certificates of Deposit</b>	<b>2,077,637</b>					2,077,637
US Treasury Note	218,808	3/31/2027	1308	0.2%	2.28	
<b>US Treasury</b>	<b>218,808</b>					218,808
						<b>12,734,303</b>
						<b>3- 4 years</b>

**TREASURER'S REPORT**

City of Upland - Successor Agency - Public Financing Authority

**Investment Portfolio**

**For Period Ended  
August 31, 2023**

<b>August 31, 2023</b>	<b>Market Value</b>	<b>Availability</b>	<b>No. of days until maturity</b>	<b>Weight</b>	<b>Days to maturity weighted average</b>	<b>Total by maturity</b>
Federal Home LN Bks DEB	1,470,900	2/16/2028	1630	1.2%	19.13	
Federal Home LN Bks DEB	592,440	2/22/2028	1636	0.5%	7.73	
<b>Government Securities</b>	<b>2,063,340</b>					2,063,340
True Sky Credit CD	243,428	11/30/2027	1552	0.2%	3.01	
Rogue CU CD	248,928	12/23/2027	1575	0.2%	3.13	
Freedom Northwest CD	244,117	1/19/2028	1602	0.2%	3.12	
Amoco FCU CD	244,456	2/8/2028	1622	0.2%	3.16	
Customers Bank CD	248,298	6/14/2028	1749	0.2%	3.46	
TTCU Federal CU CD	247,193	7/26/2028	1791	0.2%	3.53	
<b>Negotiable Certificates of Deposit</b>	<b>1,476,418</b>					1,476,418
						<b>3,539,758</b>
						<b>4- 5 years</b>
<b>Total Investments</b>	<b>\$ 125,333,584</b>			<b>100%</b>	<b>\$ 529</b>	<b>125,333,584</b>
		Average Maturity in Days	529			
		Average Maturity in Years:	1			

**TREASURER'S REPORT**  
 City of Upland - Successor Agency - Public Financing Authority

**CA Government Code Section 53607**  
**Monthly Transaction Report**  
**For Period Ended**  
**August 31, 2023**

Investment Name	CUSIP Id	Issue Date	Cost	Par Value	Market Value	Maturity Date
<b>Sales</b>						
Klamath Trinity CA	498422JN5	11/10/2021	25,100.00	25,000.00	24,035.50	8/1/2024
Klamath Trinity CA	498422JJ4	11/10/2021	15,075.00	15,000.00	14,238.45	8/1/2025
Federal National Mortgage Assoc	3135G05R0	8/10/2020	1,500,000.00	1,500,000.00	1,498,215.00	8/10/2023
US Treasury Bill	912796Z51	3/2/2023	975,960.00	1,000,000.00	995,620.00	8/31/2023
<b>Sales Subtotal</b>			<b>2,516,135.00</b>	<b>2,540,000.00</b>	<b>2,532,108.95</b>	

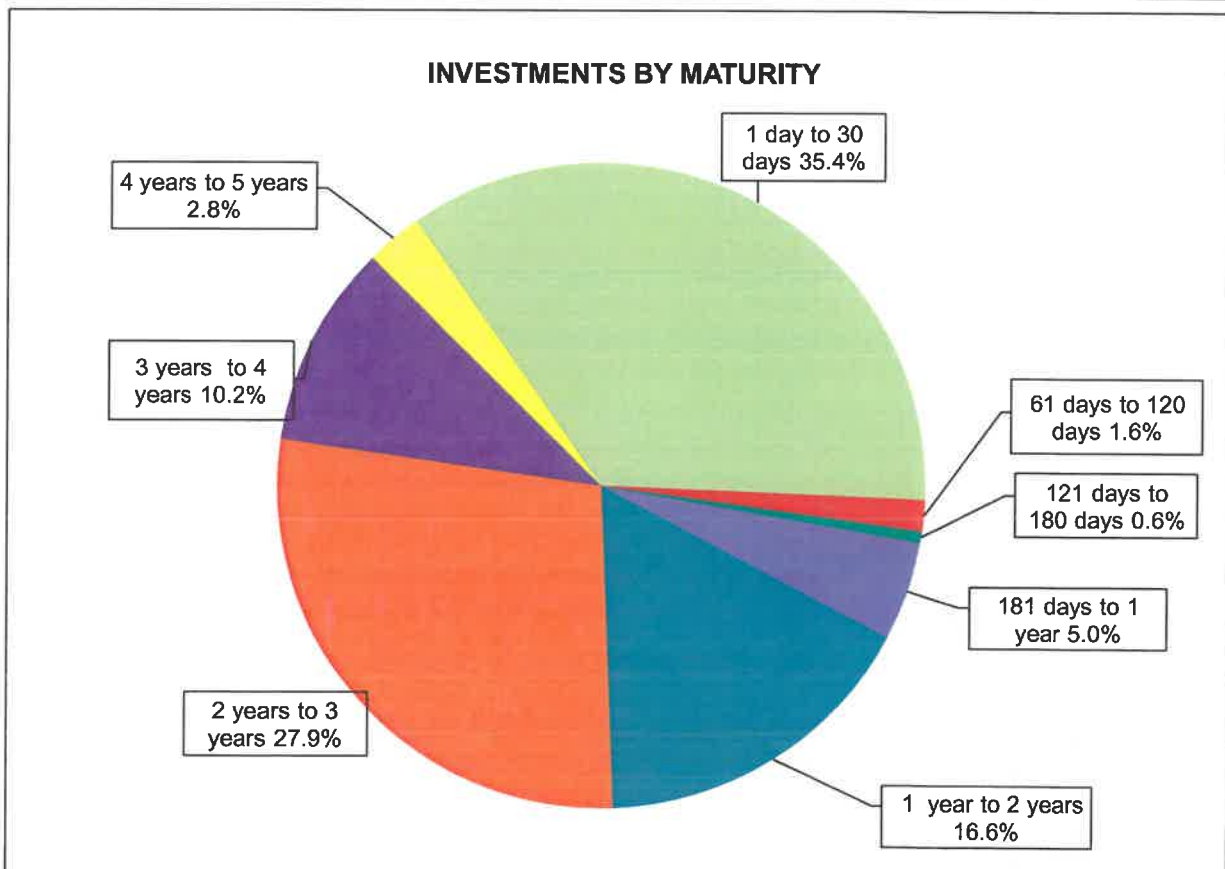
**TREASURER'S REPORT**

City of Upland - Successor Agency - Public Financing Authority

**Par Values Maturing by Date and Type  
Maturities in Thousands of Dollars**

**For Period Ended  
August 31, 2023**

Investment Portfolio	1 day to 30 days	61 days to 120 days	121 days to 180 days	181 days to 1 year	1 year to 2 years	2 years to 3 years	3 years to 4 years	4 years to 5 years
State Local Agency Investment Fund	5,063	-	-	-	-	-	-	-
California Asset Management Plan	30,373	-	-	-	-	-	-	-
Bank Accounts and Change Funds	3,307	-	-	-	-	-	-	-
Negotiable Certificates of Deposit	748	493	716	3,037	6,734	6,994	2,078	1,476
Government Securities	1,497	1,479	-	3,168	13,804	25,460	10,438	2,063
Money Market Fund	3,331	-	-	-	-	-	-	-
Municipal Bonds	-	-	-	24	305	1,169	-	-
US Treasury	-	-	-	-	-	1,359	219	-
<b>Total Cash and Investments</b>	<b>44,318</b>	<b>1,972</b>	<b>716</b>	<b>6,229</b>	<b>20,842</b>	<b>34,981</b>	<b>12,734</b>	<b>3,540</b>
<b>Percentage</b>	<b>35.4%</b>	<b>1.6%</b>	<b>0.6%</b>	<b>5.0%</b>	<b>16.6%</b>	<b>27.9%</b>	<b>10.2%</b>	<b>2.8%</b>



**TREASURER'S REPORT**

City of Upland - Successor Agency - Public Financing Authority

**Bank Accounts and Change Funds**

**For Period Ended  
August 31, 2023**

Account Name	Institution	1605000		Total Deposits
		Insured Deposits	Collateralized Deposits	
Petty Cash City of Upland	City of Upland	\$ -	\$ 12,100	\$ 12,100
City of Upland Payroll Zero Balance Account	Chase	-	-	-
City of Upland Checking Account	Chase	250,000	2,381,658	2,631,658
City of Upland Successor Agency	Chase	-	663,329	663,329
<b>Totals</b>		<b>\$ 250,000</b>	<b>\$ 3,057,087</b>	<b>\$ 3,307,087</b>

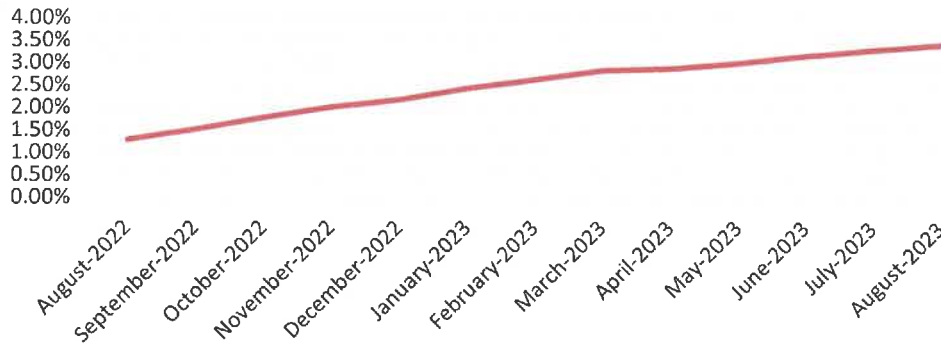
# TREASURER'S REPORT

City of Upland - Successor Agency - Public Financing Authority

## State Local Agency Investment Fund Average Yield On Investment Portfolio

Month	Yield
August-2022	1.28%
September-2022	1.51%
October-2022	1.77%
November-2022	2.01%
December-2022	2.17%
January-2023	2.43%
February-2023	2.62%
March-2023	2.83%
April-2023	2.87%
May-2023	2.99%
June-2023	3.17%
July-2023	3.31%
August-2023	3.43%

Average Yield On Investment Portfolio



**TREASURER'S REPORT**  
City of Upland - Successor Agency - Public Financing Authority

**Investment Summary**  
12-Month Market Value Analysis

	September-2022	October-2022	November-2022	December-2022	January-2023	February-2023	March-2023	April-2023	May-2023	June-2023	July-2023	August-2023
<b>Investment Portfolio</b>												
State Local Agency Investment Fund (LAIF)	3,366,908	3,410,132	3,405,653	8,354,626	8,402,001	8,385,352	8,426,781	3,521,668	3,519,024	4,863,829	5,023,403	5,065,212
California Asset Management Plan (CAMP)	30,372,628	14,034,502	14,071,902	14,117,083	14,168,668	14,223,169	14,274,617	14,322,962	22,387,065	25,096,674	30,230,829	30,372,628
Notifiable Certificates of Deposit	12,068,864	12,408,295	12,147,653	12,750,465	16,006,013	17,417,124	17,466,118	17,976,077	17,397,614	19,841,577	22,273,062	22,275,160
Money Market Fund	56,403	109,187	440,741	3,056,568	9,355,664	343,230	1,235,406	1,800,260	6,476,120	3,004,006	544,366	3,331,015
Municipal Bonds	570,641	574,027	584,950	50,063,060	1,522,772	1,543,380	1,548,788	1,548,788	1,538,807	1,538,807	1,535,585	1,497,757
Government Agency Securities	53,556,504	53,501,084	54,044,229	50,663,950	50,646,999	57,507,328	59,555,738	56,523,682	59,831,600	59,831,600	59,305,626	57,908,762
Corporate Bonds	486,310	489,068	488,635	488,635	488,635	488,635	488,635	488,635	488,635	488,635	488,635	488,635
U.S. Treasury	1,323,165	1,342,905	1,349,585	1,349,585	1,359,670	1,338,225	1,367,220	1,372,680	2,350,895	2,561,859	2,569,213	1,577,943
<b>Total Investments</b>	<b>\$ 107,347,549</b>	<b>\$ 85,656,437</b>	<b>\$ 86,536,957</b>	<b>\$ 91,703,346</b>	<b>\$ 101,483,615</b>	<b>\$ 100,737,201</b>	<b>\$ 102,548,167</b>	<b>\$ 96,076,407</b>	<b>\$ 111,835,644</b>	<b>\$ 118,043,930</b>	<b>\$ 121,462,183</b>	<b>\$ 122,028,498</b>
<b>Weighted Average Days to Maturity</b>	681.26	681.23	642.66	606.13	610.90	693.49	688.55	631.55	526.34	508.51	532.00	529.41
<b>Blended Yield:</b>	1.33%	1.33%	1.46%	1.66%	1.85%	2.13%	2.19%	2.21%	2.52%	2.42%	2.58%	2.68%
<b>Bank Accounts and Change of Funds</b>												
Total Cash	\$ 7,658,693	\$ 8,298,656	\$ 11,775,452	\$ 12,501,251	\$ 9,339,706	\$ 6,531,258	\$ 6,695,608	\$ 13,639,754	\$ 15,519,657	\$ 19,573,164	\$ 7,875,465	\$ 3,307,087
<b>Total Cash and Investments</b>	<b>\$ 110,006,342</b>	<b>\$ 94,145,094</b>	<b>\$ 98,312,419</b>	<b>\$ 104,204,597</b>	<b>\$ 110,823,321</b>	<b>\$ 113,456,005</b>	<b>\$ 109,543,775</b>	<b>\$ 112,716,161</b>	<b>\$ 127,355,601</b>	<b>\$ 135,617,094</b>	<b>\$ 129,607,949</b>	<b>\$ 125,333,584</b>
<b>PARS Investment Portfolio</b>												
116 Trust-OPEB Investment	1,572,603	1,630,170	1,708,207	1,652,912	1,694,887	1,724,852	1,737,104	1,737,104	1,720,017	1,760,155	1,818,663	1,763,295
115 Trust-Pension Investment	2,497,022	2,630,684	2,632,765	2,581,314	2,620,488	2,673,710	2,673,710	2,660,221	2,663,234	3,076,669	4,506,993	4,506,472
<b>Total Restricted Funds Held in Trust</b>	<b>\$ 4,069,625</b>	<b>\$ 4,260,854</b>	<b>\$ 4,341,001</b>	<b>\$ 4,234,227</b>	<b>\$ 4,315,333</b>	<b>\$ 4,398,340</b>	<b>\$ 4,410,814</b>	<b>\$ 4,397,325</b>	<b>\$ 4,383,251</b>	<b>\$ 4,837,824</b>	<b>\$ 6,325,656</b>	<b>\$ 6,269,767</b>
<b>Benchmarks:</b>												
LAIF	1.51%	1.77%	2.01%	2.17%	2.43%	2.62%	2.85%	2.87%	2.99%	3.17%	3.31%	3.43%
CAMP	2.07%	3.21%	3.80%	4.30%	4.56%	4.73%	4.92%	5.01%	5.20%	5.27%	5.43%	5.54%
3yr U.S. Treasury	4.22%	4.51%	4.38%	4.36%	4.21%	4.81%	4.06%	4.04%	4.40%	4.87%	4.88%	4.85%
5yr U.S. Treasury	4.00%	4.27%	3.92%	3.82%	3.63%	4.18%	3.60%	3.51%	3.74%	4.19%	4.18%	4.23%
<b>Restricted Funds with Fiscal Agent</b>												
Wtr Sys Leases Rev Ref Bonds 2021	74,148	0	0	0	0	0	48,960	0	0	0	0	0
Wtr Revenue Bonds 2022	16,499,053	15,500,464	15,500,464	15,500,464	15,500,593	15,500,593	15,643,806	15,500,784	15,500,848	15,500,914	15,500,977	15,501,043
Successor Agency TAN 2013 / TAN 2016- Me	2,256,080	2,256,088	2,256,099	2,256,118	2,543,569	2,543,569	2,256,134	2,256,143	2,256,162	2,256,172	2,256,182	2,892,444
Colonies CFD Area #1 2022	294,385	294,388	294,388	294,388	294,391	294,391	908,787	908,791	1,640,511	1,640,517	1,640,523	1,640,530
Colonies CFD Area #2 2015	1,547,791	1,547,787	1,547,804	1,547,804	2,245,450	2,245,450	2,006,566	2,006,605	2,615,766	2,615,776	2,615,787	2,615,798
Upland 54 CFD 2004	174,034	174,034	174,035	174,035	174,035	174,035	197,828	197,827	281,002	281,003	281,004	281,005
Sycamore Hills CFD 2015-1	1,036,435	1,036,440	1,036,444	1,036,444	1,036,457	1,036,457	852,152	852,155	1,076,844	1,076,844	1,076,852	1,102,057
Sycamore Hills CFD 2015-1-2	8,981,674	8,981,674	8,981,674	8,981,674	8,981,674	8,981,674	8,981,674	8,981,674	8,981,674	8,981,674	8,981,674	8,981,674
Harvest at Upland CFD 2018-1 Area #1	567,743	568,638	569,533	569,533	569,533	569,533	569,533	569,533	569,533	569,533	569,533	569,533
Harvest at Upland CFD 2018-1 Area #2	2,284,064	2,294,103	2,294,113	2,294,113	2,294,132	2,294,132	2,294,132	2,294,132	2,294,132	2,294,132	2,294,132	2,294,132
<b>Total Restricted Funds</b>	<b>\$ 33,715,437</b>	<b>\$ 32,843,588</b>	<b>\$ 29,418,184</b>	<b>\$ 29,418,184</b>	<b>\$ 14,872,329</b>	<b>\$ 30,587,856</b>	<b>\$ 30,365,088</b>	<b>\$ 29,125,623</b>	<b>\$ 35,483,019</b>	<b>\$ 35,483,821</b>	<b>\$ 32,061,766</b>	<b>\$ 32,785,574</b>